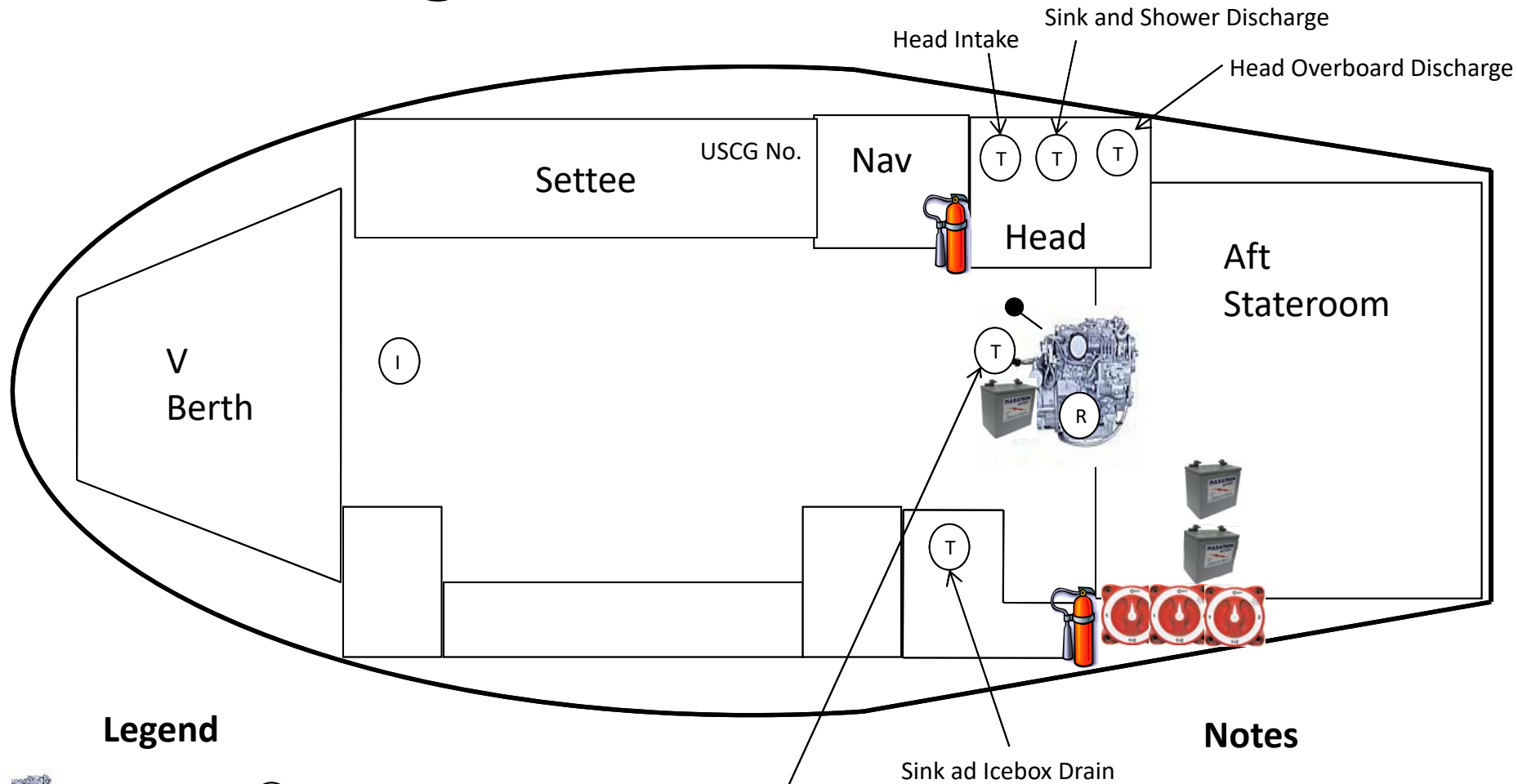











3702 August Moment *Beneteau 37*

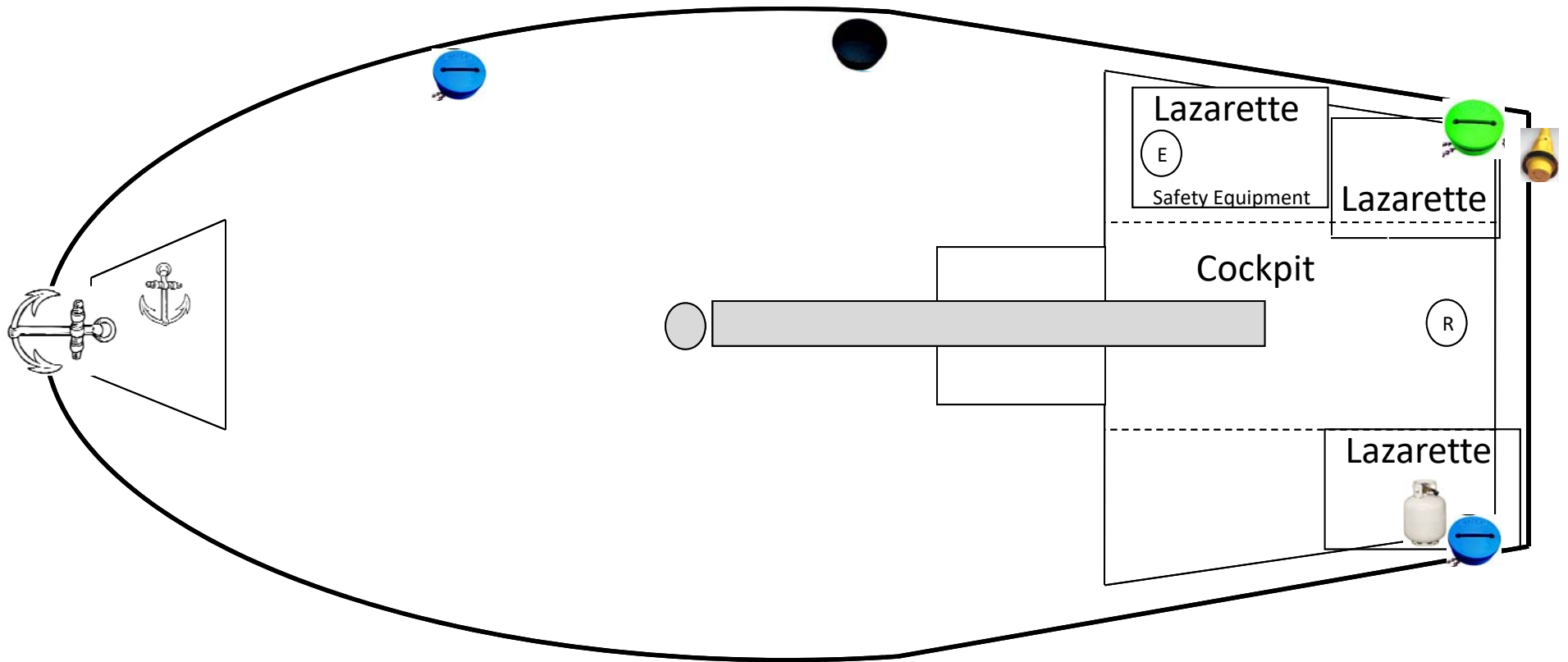


Legend

-  Engine
-  Oil Dipstick
-  Emergency Tiller
-  Battery Switch
-  (R) Radiator Fill
-  (T) Thru Hull With Seacock
-  Battery
-  (I) Instrument Thru Hulls
-  Fire Extinguisher

Notes

3702 August Moment *Beneteau 37*




Legend


(R) Rudderpost


 AC Power cord

 Anchor


(E) Emergency Tiller


 Deck Fill – Diesel

 Deck Fill – Waste

 Engine Kill

 Deck Fill – Water

 Propane / CNG

 Engine Start

 *Tradewinds Sailing School & Club*
More Experience. More Time on the Water. More Fun.

3702 August Moment Beneteau 37 Notes

3702 –August Moment 2013 Beneteau 37

<p>Documentation</p>	<p>August Moment is a US Coast Guard Documented boat 1248673, the permanent numbers are attached to the bulkhead above the nav station.</p> <p>The Discharge of Oil placard and the Garbage disposal placard are located on the lid of the starboard lazarette.</p>
<p>Engine</p>	<p>Engine type: Yanmar 3GM30 Working RPM _____ MAX RPM _____ 3 blade fixed prop. Please leave the transmission in NEUTRAL while sailing (NEVER in REVERSE)</p> <p>Engine hours are read from the tachometer on the dashboard to starboard of the helmsperson.</p> <p>To access the engine compartment, lift the steps of the companionway ladder.</p> <p>The oil is easily checked while the ladder is raised. The dipstick is to starboard (the left as you face the motor.)</p> <p>The coolant reservoir is on the aft port side of the engine, on the right as you face the motor. The pressure cap is more forward, also to the right.</p> <p>There are two belts to check, located at the front of the engine.</p>
<p>Fuel Gauge</p>	<p>The fuel gauge is right of the tank monitor on the DC Panel. August Moment carries 34 gallons of fuel when full.</p>
<p>Engine Start Up and Shut Down</p>	<p>There is a dashboard on the starboard side of the cockpit, to the right of the helmsperson. The dashboard consists of the tachometer (including engine hours) and four buttons listed from top to bottom as follows:</p> <ol style="list-style-type: none"> 1. Starter 2. Engine stop 3. Dashboard light 4. Power on/off <p>Start Up</p> <ul style="list-style-type: none"> • Press and immediately release the bottom button to turn on power. • Press the top button to activate the starter. <p>Shut Down</p> <ul style="list-style-type: none"> • Press and hold the second button from top until the engine stops. • Press and hold the bottom button for two to three seconds to turn the power off.

3702 –August Moment 2013 Beneteau 37

<p>Electrical System</p>	<p>AC Leave the following AC switches on when plugged in dockside (all are labeled with green dots):</p> <ul style="list-style-type: none"> • Outlets • Battery Charger <p>DC The DC main switches are located in the aft stateroom. There is one black (common) switch and two red (positive) switches. Switch one turns activates the starter circuit. Switch two energizes the house system.</p>
<p>Thru Hulls</p>	<p>There are six thru-hulls on August Moment, five of which have seacocks.</p> <p>There is a single multipurpose (speed and depth) instrument thru-hull located in the main cabin just aft of the v-berth entrance.</p> <p>Thru-hulls with seacocks are as follows:</p> <ul style="list-style-type: none"> • The engine raw water thru-hull is found under the companionway ladder just forward of the engine. This thru-hull should be left in the open position at all times. • As single thru-hull acting as the drain for the galley sink and the ice box is located under the galley sink. • Three thru-hulls are found under the sink in the head. <ul style="list-style-type: none"> ○ Head intake ○ Head sink and shower drain ○ Head overboard <p>All thru-hulls except the engine raw water intake must be left closed unless being actively used.</p>
<p>Head(s)</p>	<p>There is one “manual flush” head located to starboard. The head intake is located under the sink in the head, however, it is recommended that fresh water from the shower be used instead.</p>
<p>Fresh Water System</p>	<p>There are two fresh water tanks on August Moment, with a total capacity of 95 gallons. The control manifold is located under port settee. Water level in each tank can be checked using the battery, water, fuel tank gauge on the DC Panel. Pressing the “Water” button will cycle between the two tanks.</p>

3702 –August Moment 2013 Beneteau 37

<p>Anchor and Ground Tackle</p>	<p>Primary Anchor A 35 lb Scoop Mantus style primary anchor, with a combination chair/nylon rode is mounted in a bow roller.</p> <p>Secondary Anchor A 20 lb Danforth style secondary anchor, with a combination chair/nylon rode is located in the starboard lazarette.</p> <p>Kellet/Sentinel A kellet with sentinel is stowed in starboard lazarette.</p> <p>Windlass The windlass control is kept in a bracket attached to the underside of the anchor locker lid. Windlass breaker is located to the right of the main battery switches in the aft cabin.</p>
<p>Draft / keel type</p>	<p>August Moment draws 6', and has a fin keel with bulb.</p>
<p>Refrigeration</p>	<p>August Moment is outfitted with a separate ice box and refrigerator.</p> <ul style="list-style-type: none"> • The ice box drains to the galley sink drain. • There is a switch on the DC panel to turn the refrigerator on.
<p>Stove</p>	<p>August Moment is equipped with a two burner propane stove/oven/broiler combination.</p> <p>The propane is located in the aft/port side lazarette.</p> <p>The LP Gas solenoid switch is on the DC Panel.</p>
<p>Barbeque</p>	<p>There is no barbeque on August Moment.</p>
<p>Running Rigging</p>	<p>Mainsail The mainsail is set up with in Mast Furling.</p> <p>The mainsheet leads to a winch on starboard side of cabin top. Outhaul is on port side cabin top. Furling line is on port side cabin top labeled "Reef 1"</p> <p>Jib August Moment is set up with a 95% roller furling jib.</p> <p>As with all furling systems never use a winch to furl the jib or unfurl the main.</p> <p>When leaving the boat please leave lines hand tight only (main sheet/vang/topping lift)</p>

3702 –August Moment 2013 Beneteau 37